

Scaled data based on original data using
LM-79-08 Approved Method: Electrical and Photometric Measurements of Solid-
State Lighting Products

Test Report Prepared for
Cooper Lighting Solutions
(formerly Eaton)

Brand: STREETWORKS

Report Number: P319100

Luminaire Tested: **GAN-SA6D-750-U-T4W**

Issue Date: 3/3/2020

Test Information

Test Method: LM-79-08
Report Number: P319100
TEST IS SCALED FROM IESNA LM-79-08 TEST DATA (G2-1903-205-18)
Test Lab: INNOVATION CENTER
Issue Date: 3/3/2020
Manufacturer: COOPER LIGHTING SOLUTIONS (FORMERLY EATON)
Product Line: STREETWORKS
Catalog Number: GAN-SA6D-750-U-T4W
Description: GALLEON AREA AND ROADWAY LUMINAIRE
(6) 70 CRI, 5000K, 1200mA LIGHTSQUARES WITH 16 LEDS EACH AND TYPE IV WIDE OPTICS
Light Source: -
Ballast/Driver: ELECTRONIC DRIVER

Summary

Lumens per Lamp: N/A
Luminaire Lumens: 46082 lumens
Efficiency: N/A
Efficacy: 120.6 lumens/watt
Luminous Opening: Rectangular (W 1.5' x L: 1' x H: 0')
IES Classification: Type IV - Short
BUG Rating: B4 - U0 - G5

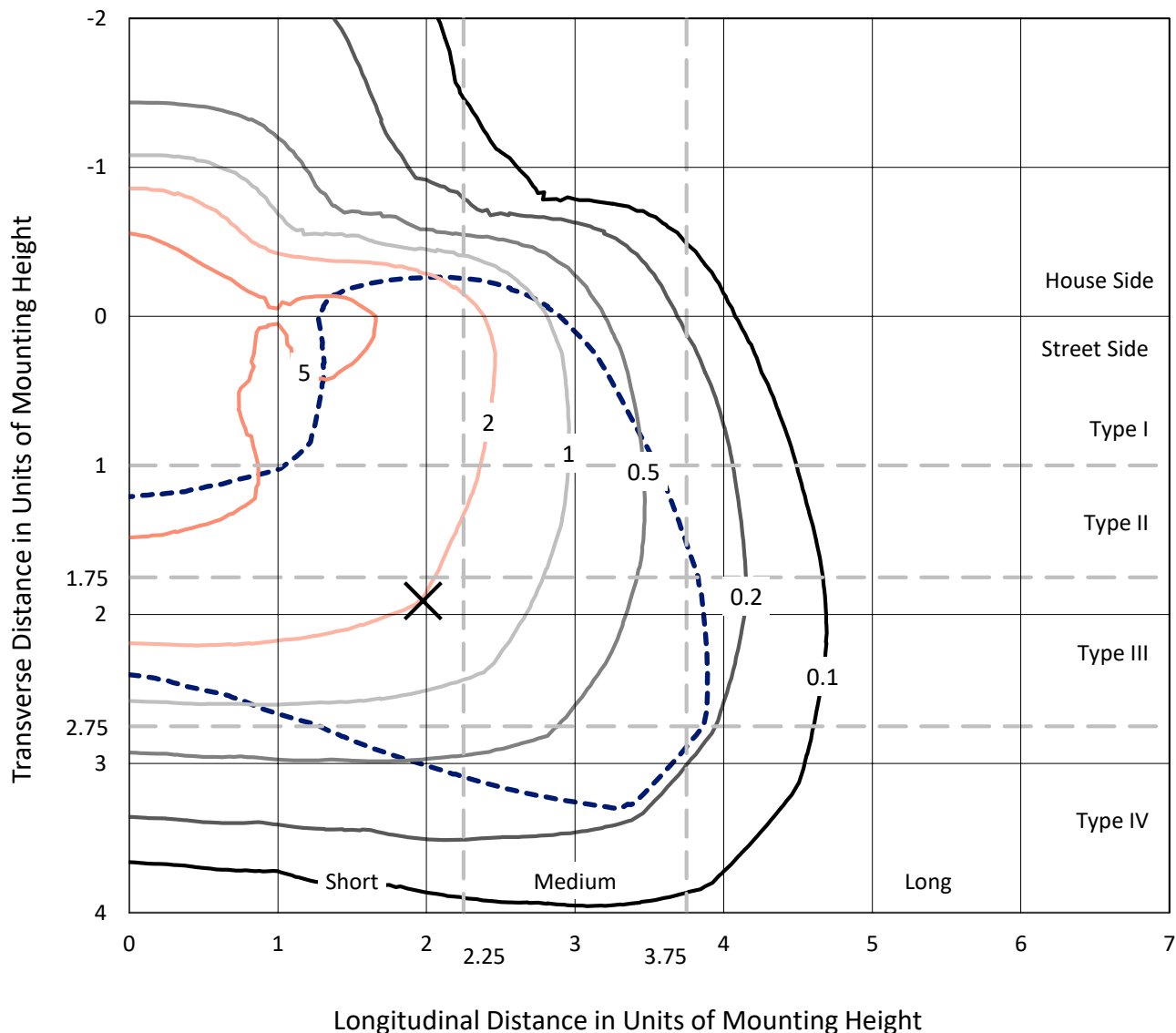
Input Watts (W): 382
Input Voltage (V): NR
Input Current (Ain): NR
Voltage Rise (V): NR
Power Factor: NR
Total Harmonic Distortion (THDi): NR
Frequency (hertz): 60
Stabilization Time: NR
Operation Time: NR
Ambient Temperature (°C): NR
Test Distance: 24 FT



REPORT NUMBER: P319100
 CATALOG NUMBER: GAN-SA6D-750-U-T4W

Iso-Footcandle Lines of Horizontal Illumination

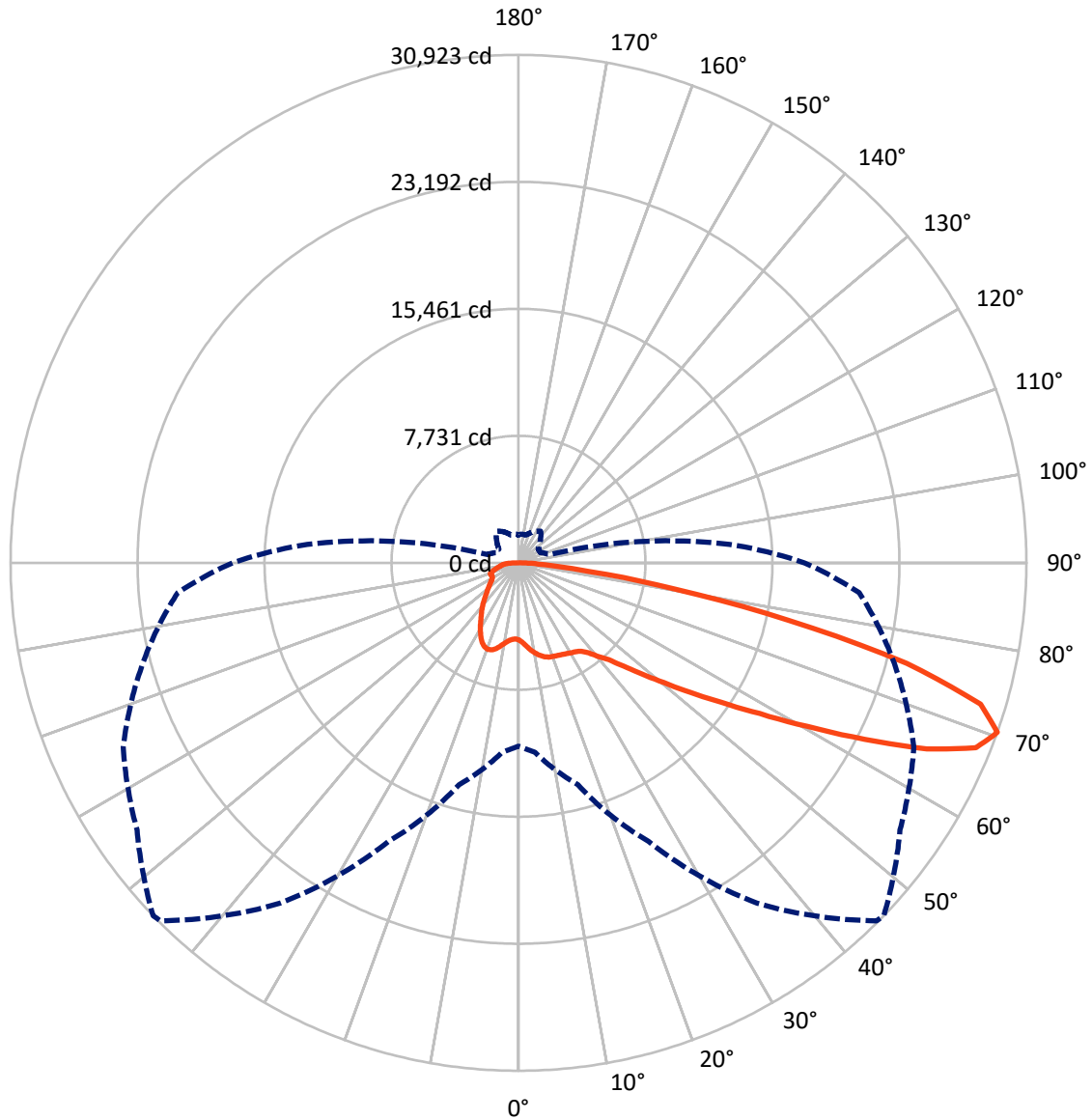
✕ Max cd
 - - - 1/2 Max cd



Based on 25 foot mounting height. Maximum calculated value = 9.4 fc
 Type IV - Short - N/A

REPORT NUMBER: P319100
CATALOG NUMBER: GAN-SA6D-750-U-T4W

Luminous Intensity Polar Plot



— Vertical Plane Through 46-Deg Lateral - - - Horizontal Cone Through 70-Deg Vertical

REPORT NUMBER: P319100
 CATALOG NUMBER: GAN-SA6D-750-U-T4W

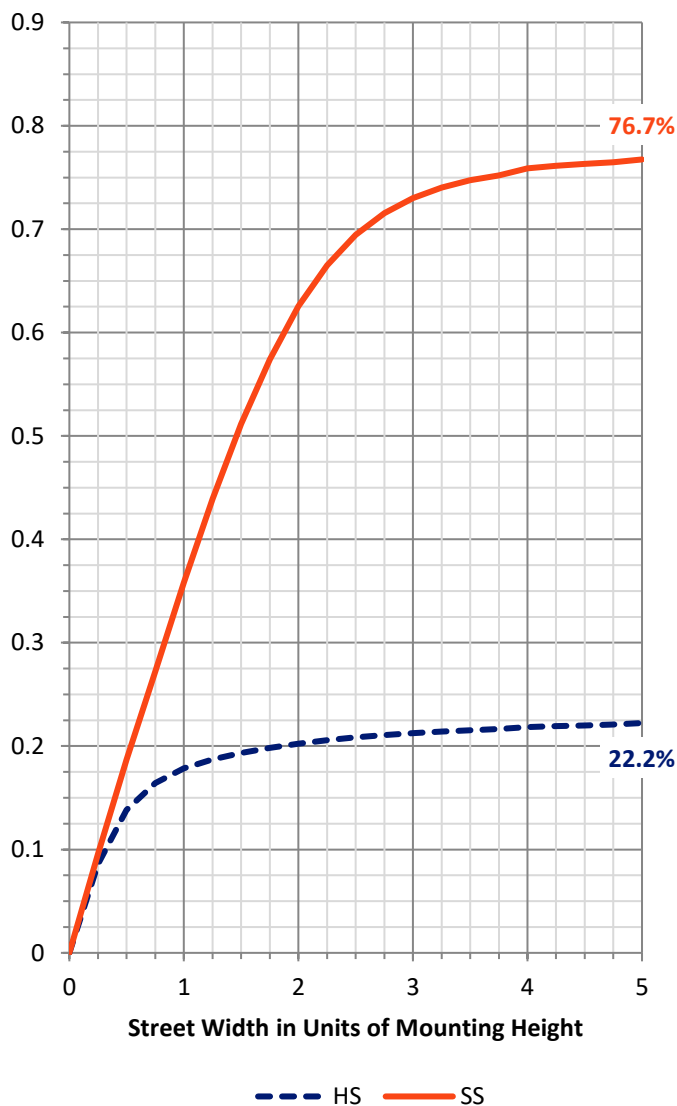
FLUX DISTRIBUTION:

		Downward	Upward	Total
House Side	Lumens	10561.9	0.0	10561.9
	% Fixture	22.9	0.0	22.9
Street Side	Lumens	35520.2	0.0	35520.2
	% Fixture	77.1	0.0	77.1
Total	Lumens	46082.0	0.0	46082.0
	% Fixture	100.0	0.0	100.0

ZONAL LUMENS:

Zone	Lumens	% Fixture
0°-10°	478.6	1.0
10°-20°	1594.6	3.5
20°-30°	2658.8	5.8
30°-40°	3772.9	8.2
40°-50°	5549.8	12.0
50°-60°	9398.6	20.4
60°-70°	13341.1	29.0
70°-80°	8104.8	17.6
80°-90°	1182.8	2.6
90°-100°	0.0	0.0
100°-110°	0.0	0.0
110°-120°	0.0	0.0
120°-130°	0.0	0.0
130°-140°	0.0	0.0
140°-150°	0.0	0.0
150°-160°	0.0	0.0
160°-170°	0.0	0.0
170°-180°	0.0	0.0
0°-90°	46082.0	100.0
0°-180°	46082.0	100.0

Coefficient of Utilization

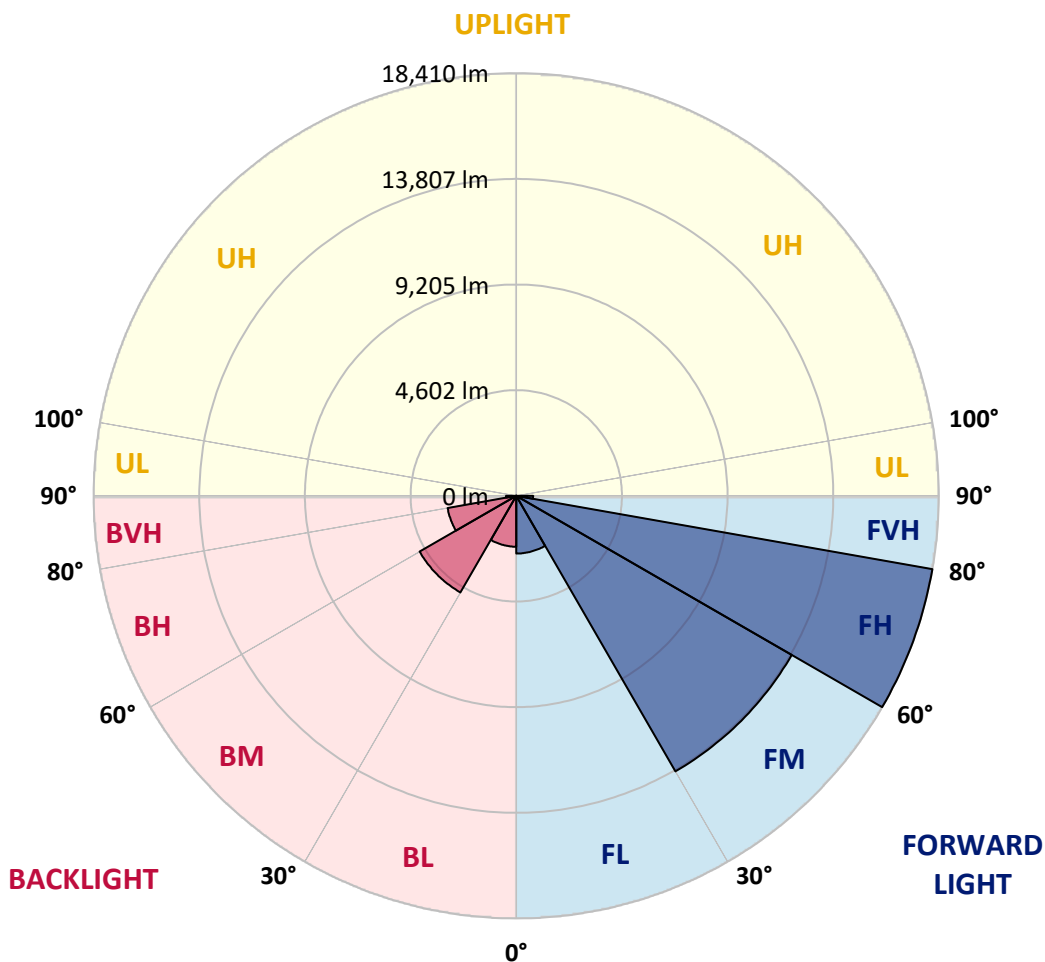


REPORT NUMBER: P319100
 CATALOG NUMBER: GAN-SA6D-750-U-T4W

LUMINAIRE CLASSIFICATION SYSTEM LUMEN TABLE AND BUG RATING:

Zone	Lumens	% Fixture	Zone Rating/Lumen Limit		
			B	U	G
FL (0°-30°)	2514.4	5.5			
FM (30°-60°)	13859.4	30.1			
FH (60°-80°)	18409.5	39.9			G5
FVH (80°-90°)	736.8	1.6			G4/750
BL (0°-30°)	2217.5	4.8	B3/2500		
BM (30°-60°)	4861.9	10.6	B3/5000		
BH (60°-80°)	3036.4	6.6	B4/5000		G4/5000
BVH (80°-90°)	446.0	1.0			G3/500
UL (90°-100°)	0.0	0.0		U0/0	
UH (100°-180°)	0.0	0.0		U0/0	

BUG Rating: B4-U0-G5
 Type IV Short





REPORT NUMBER: P319100

CATALOG NUMBER: GAN-SA6D-750-U-T4W

CANDELA DISTRIBUTION (FULL):

	0°	5°	15°	25°	35°	45°	46°	55°	65°	75°	85°
0°	4694.9	4694.9	4694.9	4694.9	4694.9	4694.9	4694.9	4694.9	4694.9	4694.9	4694.9
2.5°	4929.8	4933.0	4939.3	4923.5	4879.4	4866.8	4862.0	4816.3	4786.3	4742.2	4704.3
5°	5324.1	5327.2	5317.8	5273.6	5175.9	5103.3	5097.0	4992.9	4898.3	4797.4	4721.7
7.5°	5735.7	5740.4	5710.5	5626.9	5489.7	5363.5	5355.6	5213.7	5070.2	4917.2	4803.7
10°	6100.0	6081.1	6032.2	5915.5	5753.0	5598.5	5592.2	5443.9	5278.4	5093.8	4942.4
12.5°	6342.9	6327.1	6264.0	6122.1	5943.9	5801.9	5789.3	5652.1	5491.3	5289.4	5108.0
15°	6476.9	6488.0	6402.8	6241.9	6068.5	5948.6	5937.6	5839.8	5696.3	5492.8	5284.7
17.5°	6494.3	6503.7	6421.7	6262.4	6120.5	6038.5	6033.8	5969.1	5865.0	5669.5	5451.8
20°	6393.3	6399.6	6331.8	6200.9	6107.9	6082.7	6081.1	6052.7	5975.4	5801.9	5590.6
22.5°	6246.7	6251.4	6202.5	6107.9	6076.3	6115.8	6126.8	6115.8	6060.6	5898.1	5699.4
25°	6210.4	6207.2	6156.8	6060.6	6087.4	6171.0	6185.2	6189.9	6152.0	6010.1	5838.2
27.5°	6385.4	6374.4	6278.2	6123.7	6141.0	6241.9	6260.9	6306.6	6282.9	6158.3	5995.9
30°	6891.7	6872.7	6675.6	6363.4	6278.2	6330.2	6353.9	6426.4	6431.2	6327.1	6205.7
32.5°	7746.4	7722.8	7369.5	6811.2	6510.0	6420.1	6442.2	6551.0	6609.4	6529.0	6398.1
35°	8826.7	8799.9	8336.2	7573.0	6898.0	6592.0	6607.8	6694.5	6811.2	6697.7	6524.2
37.5°	9952.7	9888.1	9441.8	8468.7	7514.6	6959.5	6959.5	6970.5	7025.7	6789.2	6672.5
40°	11072.4	11007.8	10604.0	9522.2	8312.6	7538.3	7502.0	7257.5	7213.4	7010.0	6970.5
42.5°	12113.3	12094.3	11856.2	10712.8	9249.4	8107.6	8057.1	7642.3	7651.8	7525.6	7527.2
45°	13220.3	13220.3	13026.4	11914.6	10340.7	9022.3	8971.8	8361.5	8456.1	8397.7	8538.1
47.5°	14124.0	14152.4	14125.6	13166.7	11610.2	10184.5	10093.1	9358.2	9623.1	9823.4	10231.8
50°	15046.6	15090.7	15095.4	14540.3	13144.6	11566.0	11461.9	10681.3	11272.7	11846.7	12649.5
52.5°	16385.5	16484.8	16089.0	15910.8	15024.5	13206.1	13103.6	12382.9	13370.2	14176.0	15559.1
55°	17626.6	17539.9	17257.6	17368.0	17036.8	15073.4	14996.1	14363.7	15707.3	16754.5	18550.7
57.5°	18298.4	18292.1	18576.0	19049.1	19206.8	17375.8	17311.2	16696.1	18342.6	19129.5	21359.5
60°	19086.9	19098.0	19801.3	20875.3	21525.0	20242.9	20214.5	19747.7	20902.1	21346.8	23562.6
62.5°	19197.3	19396.0	20607.2	22455.5	23695.1	23592.5	23655.6	22496.5	23192.0	23116.3	25207.4
65°	17927.8	18189.6	20381.7	22933.3	25852.4	27256.0	27314.4	25261.1	24997.7	24628.7	25795.7
67.5°	15325.7	15713.6	18095.0	21894.1	26563.7	29963.8	30045.8	27404.3	26495.9	25141.2	24379.5
70°	11152.8	11583.4	13980.5	18699.0	25295.8	30829.6	30922.6	28352.1	26552.7	23682.4	20812.2
72.5°	6737.1	7074.6	9050.6	13766.0	21350.0	29252.6	29418.1	27150.4	24242.3	20060.0	15368.3
75°	2958.5	3179.3	4376.3	7932.5	15284.7	24202.9	24409.5	23239.3	19697.3	14578.2	9083.8
77.5°	1260.1	1323.1	1794.7	3445.8	8640.6	16538.4	16822.3	16980.0	13363.9	7932.5	3838.5
80°	785.4	810.6	1015.6	1559.7	4043.5	9288.8	9594.7	9990.6	6636.2	2916.0	1340.5
82.5°	477.8	506.2	675.0	943.1	2105.4	4210.7	4357.4	4636.5	2575.3	1260.1	693.9
85°	287.0	307.5	413.2	596.1	1198.6	1655.9	1654.3	1829.4	1212.7	810.6	365.9
87.5°	137.2	153.0	220.8	309.1	604.0	621.4	581.9	659.2	736.5	531.5	184.5
90°	0.0	0.0	0.0	0.0	0.0	0.0	0.0	0.0	0.0	0.0	0.0



REPORT NUMBER: P319100
 CATALOG NUMBER: GAN-SA6D-750-U-T4W

CANDELA DISTRIBUTION (continued):

	90°	95°	105°	115°	125°	135°	145°	155°	165°	175°	180°
0°	4694.9	4694.9	4694.9	4694.9	4694.9	4694.9	4694.9	4694.9	4694.9	4694.9	4694.9
2.5°	4691.7	4685.4	4664.9	4649.1	4646.0	4636.5	4628.6	4633.3	4639.7	4641.2	4641.2
5°	4690.1	4672.8	4646.0	4634.9	4649.1	4668.0	4691.7	4723.2	4742.2	4756.4	4765.8
7.5°	4765.8	4732.7	4702.7	4696.4	4724.8	4775.3	4828.9	4895.1	4940.9	4972.4	4978.7
10°	4892.0	4851.0	4821.0	4827.3	4877.8	4950.3	5026.0	5111.2	5180.6	5223.2	5226.3
12.5°	5037.1	4997.6	4969.3	4996.1	5079.7	5168.0	5246.8	5320.9	5384.0	5426.6	5426.6
15°	5204.2	5175.9	5142.7	5204.2	5317.8	5396.6	5429.8	5466.0	5500.7	5532.3	5526.0
17.5°	5365.1	5338.3	5320.9	5393.5	5511.8	5548.0	5526.0	5499.1	5499.1	5516.5	5519.6
20°	5503.9	5480.2	5491.3	5562.2	5623.7	5585.9	5503.9	5418.7	5384.0	5393.5	5402.9
22.5°	5625.3	5614.3	5647.4	5680.5	5636.3	5503.9	5352.5	5237.4	5194.8	5191.6	5194.8
25°	5767.2	5765.7	5806.7	5746.7	5551.2	5306.7	5103.3	4991.3	4967.7	4986.6	5018.1
27.5°	5943.9	5961.2	5981.7	5762.5	5377.7	5008.7	4802.1	4724.8	4748.5	4794.2	4824.2
30°	6169.4	6216.7	6172.5	5723.1	5128.5	4668.0	4470.9	4448.8	4513.5	4578.2	4609.7
32.5°	6388.6	6462.7	6355.5	5620.6	4806.8	4306.9	4153.9	4147.6	4226.5	4289.6	4333.7
35°	6565.2	6711.9	6492.7	5417.1	4434.6	3974.1	3862.2	3819.6	3848.0	3922.1	3972.6
37.5°	6795.5	7039.9	6587.3	5106.5	4030.9	3699.7	3568.8	3471.1	3445.8	3475.8	3501.0
40°	7216.5	7539.8	6631.5	4672.8	3636.7	3425.3	3292.9	3149.4	3050.0	2977.5	2979.0
42.5°	7904.1	8191.2	6603.1	4146.0	3272.4	3157.2	3007.4	2841.8	2681.0	2517.0	2504.3
45°	9020.7	9159.5	6517.9	3587.8	2952.2	2876.5	2736.2	2570.6	2356.1	2170.0	2152.7
47.5°	10807.5	10499.9	6385.4	3100.5	2669.9	2638.4	2509.1	2318.3	2091.2	1941.3	1928.7
50°	13244.0	12435.0	6320.8	2712.5	2420.8	2430.2	2324.6	2122.7	1908.2	1797.8	1785.2
52.5°	16158.4	14688.6	6445.4	2412.9	2220.5	2253.6	2174.7	1985.5	1805.7	1719.0	1706.4
55°	19181.6	17022.6	6579.4	2195.2	2031.2	2095.9	2069.1	1913.0	1750.5	1670.1	1659.0
57.5°	21769.5	18765.2	6311.3	2018.6	1862.5	1963.4	1987.1	1867.2	1722.1	1649.6	1637.0
60°	23398.6	19467.0	5608.0	1853.0	1728.4	1857.8	1939.8	1854.6	1733.2	1726.9	1717.4
62.5°	24171.3	19405.5	4552.9	1722.1	1644.9	1812.0	1974.5	1925.6	1859.3	1916.1	1920.8
65°	23824.4	18478.2	3390.6	1635.4	1584.9	1829.4	2078.5	2059.6	1895.6	1952.4	1960.3
67.5°	21540.8	16265.6	2510.7	1559.7	1518.7	1878.3	2267.8	2103.8	1824.6	1865.6	1840.4
70°	17410.5	12895.5	1936.6	1474.5	1450.9	1871.9	2352.9	2077.0	1747.4	1756.8	1689.0
72.5°	12006.0	8793.6	1575.5	1395.7	1353.1	1706.4	2293.0	2010.7	1682.7	1610.2	1520.3
75°	6529.0	4720.1	1338.9	1313.7	1181.2	1498.2	2182.6	1963.4	1624.4	1528.2	1477.7
77.5°	2569.0	1958.7	1162.3	1201.7	1033.0	1323.1	2059.6	1873.5	1543.9	1417.8	1392.5
80°	1048.7	999.8	963.6	1039.3	887.9	1157.5	1911.4	1767.9	1447.7	1315.3	1264.8
82.5°	594.5	621.4	749.1	820.1	720.7	1066.1	1840.4	1682.7	1332.6	1178.1	1118.1
85°	304.4	364.3	522.0	588.2	529.9	906.8	1695.3	1473.0	1069.2	902.1	906.8
87.5°	146.7	203.4	329.6	369.0	343.8	656.0	1266.4	1067.7	832.7	659.2	638.7
90°	0.0	0.0	0.0	0.0	0.0	0.0	0.0	0.0	0.0	0.0	0.0

(END OF REPORT)